



# George Washington





Use your finger to point to the dots to follow along.



## George Washington

George Washington was born in Virginia  
 on February 22, 1732. He was a  
 Commander in Chief of the Continental  
 Army during the Revolutionary War. In  
 1789, he became the 1st president of  
 the United States. He is on our quarter  
 and one-dollar bill. We remember him  
 on Presidents' Day.




George Washington was born in February. 





What month was President Washington born in?


©Autism Homeschool

---

George Washington was born in Virginia. 

What state was George Washington born in?




✂️   Cut and paste   Level 1

George Washington was born in February. 

What month was President Washington born in?  
 \_\_\_\_\_  
 February


George Washington was born in Virginia.

What state was George Washington born in?


  

Circle one Level 2




©Autism Homeschool

George Washington was born in February. 

What month was President Washington born in?  
 \_\_\_\_\_

George Washington was born in Virginia. 

What state was George Washington born in?

Circle one 3

©Autism Homeschool



# Story, activity, and 3 levels of comprehension.





Use your finger to point to the dots to follow along.



# George Washington

George Washington was born in Virginia



on February 22, 1732. He was a



Commander in Chief of the Continental



Army during the Revolutionary War. In



1789, he became the 1st president of



the United States. He is on our quarter



and one-dollar bill. We remember him



on Presidents' Day.





George Washington was our 1st President.

What number president was  
George Washington?

©Autism Homeschool

George Washington is on our  
quarter.



What coin is George  
Washington on?




Cut and  
paste  
Level 1


46

1

George Washington was born in February.



What month was President Washington born in?

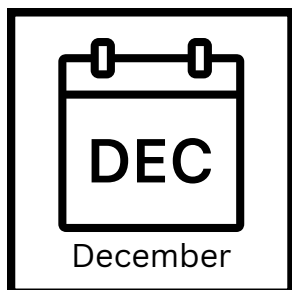




©Autism Homeschool

George Washington was born in Virginia.



What state was George Washington born in?



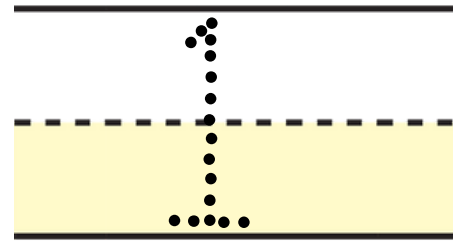
Cut and  
paste  
Level 1





George Washington was our 1st President.

What number president was  
George Washington?



George Washington is on our quarter.



What coin is George Washington on?



quarter



penny

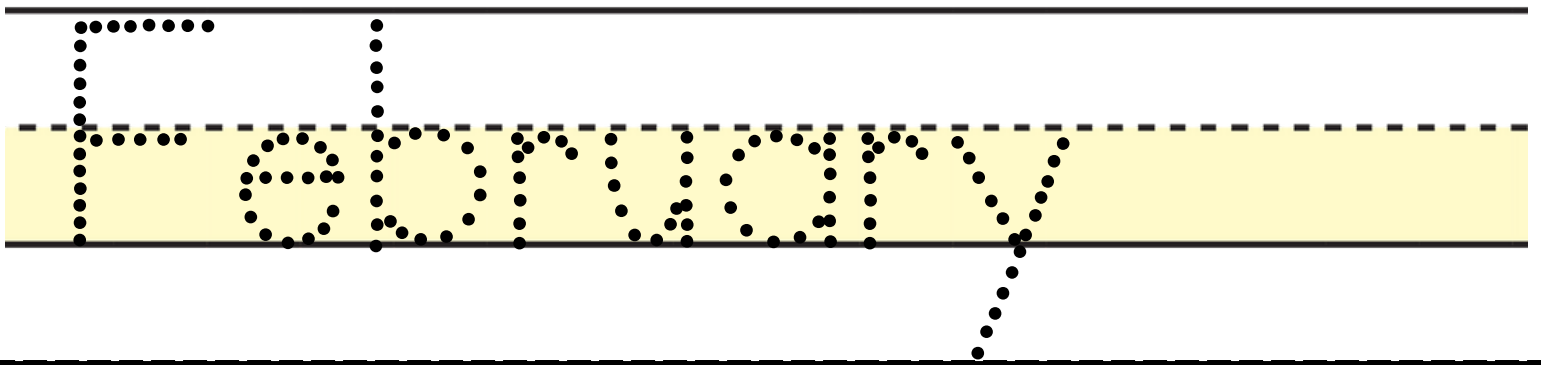


dime

George Washington was born in  
February.



What month was President Washington  
born in?



George Washington was born in  
Virginia.

What state was George Washington born in?



KENTUCKY

Kentucky



FLORIDA

Florida




VIRGINIA

Virginia

Circle one

Level 2

George Washington was our 1st President.



What number president was George Washington?

---

---

---

George Washington is on our quarter.



What coin is George Washington on?



quarter




penny



dime

George Washington was born in  
February.



What month was President Washington  
born in?

---

---

---

George Washington was born in  
Virginia.



What state was George Washington born  
in?



Kentucky



Florida



Virginia

Circle one


Level 3






hat

add cotton  
balls to  
decorate hat



eyes



face and ears




# Construction paper version

Save ink use as template  
on construction paper




hat  
blue




eyes

black



hair (10)

white paper or  
can use cotton  
balls



face




ears

**Construction paper  
version**

Save ink use as template  
on construction paper


Peach or ivory  
paper






**Step 1**  
**Add ears and eyes.**  
**Glue on face.**






**Step 2**  
**Add hair on head**






**Step 3 Add hat on head**






**Step 4 add cotton balls to decorate  
General Washington's hat**





**Step 5 Draw face & nose**





**This product has been provided for use to Love & Co.  
Therapeutic Interventions.**

**<https://blog.loveandcompanytherapies.com/>**



**Thank You!**

**THANK YOU FOR DOWNLOADING  
THIS PRODUCT. YOUR FEEDBACK  
IS IMPORTANT TO ME. I LOVE  
HEARING SUGGESTIONS ON HOW  
I CAN HELP STUDENTS.**



This product is copyrighted by Autism  
Homeschool by Kristie Owens, owned  
by My Three with ASD, LLC.  
It is designed for a single  
classroom or family use only.

No part of this book may be reproduced in any form or by any electronic or mechanical means, including information storage and retrieval systems, without permission in writing from the publisher, except by reviewers, who may quote brief passages in a review.

[www.mythreewithasd.com](http://www.mythreewithasd.com)

[www.facebook.com/autismhomeschool](http://www.facebook.com/autismhomeschool)